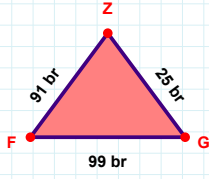
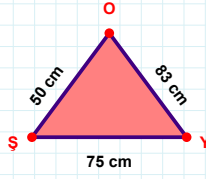
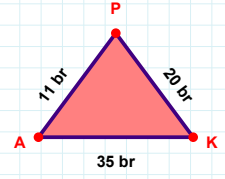


**SORU:** Aşağıdaki geometrik şekillerle ilgili soruları cevaplayınız.**|ZF| kaç brdir?**

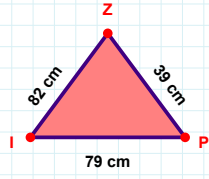
- ☐ 90 br  
☐ 91 br  
☐ 92 br

**75 cm hangi kenara aittir?**

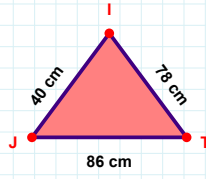
Kenar: .....

**20 br hangi kenara aittir?**

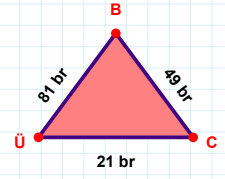
Kenar: .....

**|ZI| + |IP| = ....**

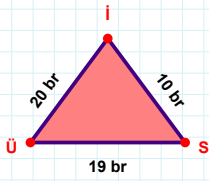
Cevap: ..... cm

**78 cm hangi kenara aittir?**

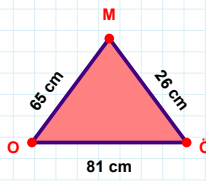
Kenar: .....

**|CB| + |ÜC| = ....**

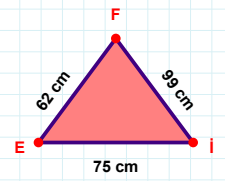
Cevap: ..... br

**10 br hangi kenara aittir?**

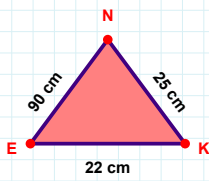
- ☐ İÜ kenarı  
☐ XY kenarı  
☐ Sİ kenarı

**65 cm hangi kenara aittir?**

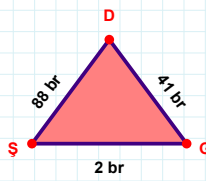
Kenar: .....

**99 cm hangi kenara aittir?**

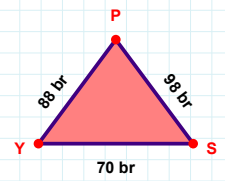
- ☐ XY kenarı  
☐ İF kenarı  
☐ FE kenarı

**|NE| kaç cmdir?**

- ☐ 89 cm  
☐ 90 cm  
☐ 91 cm

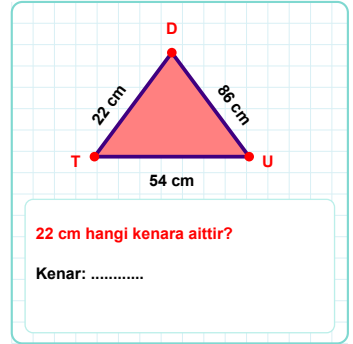
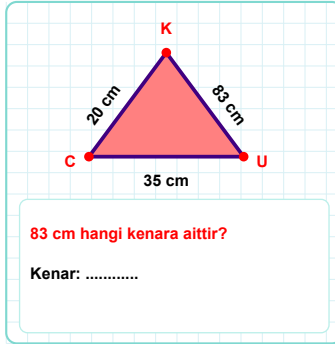
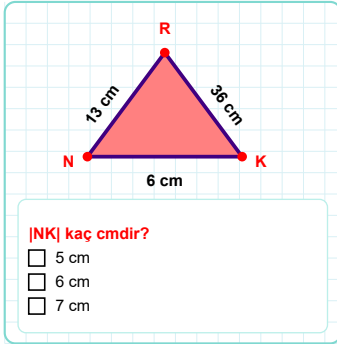
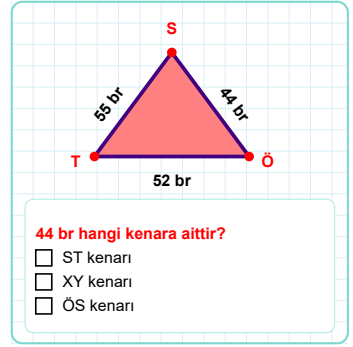
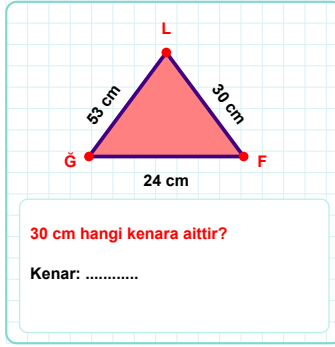
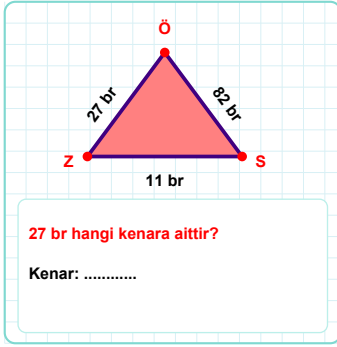
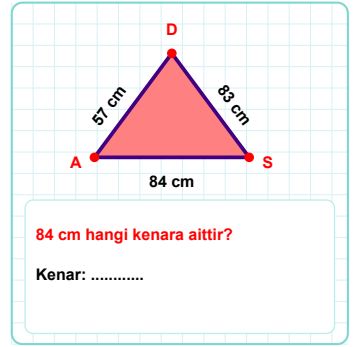
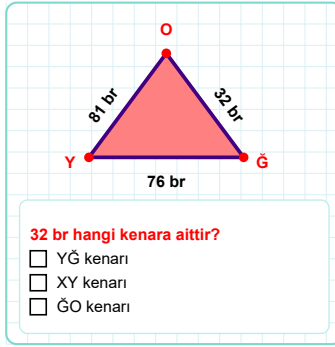
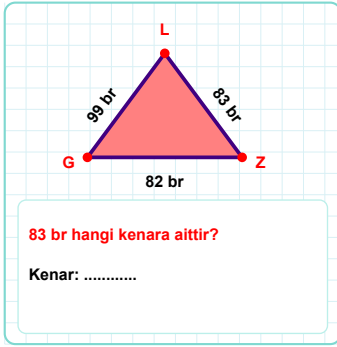
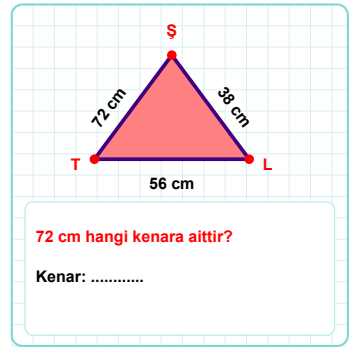
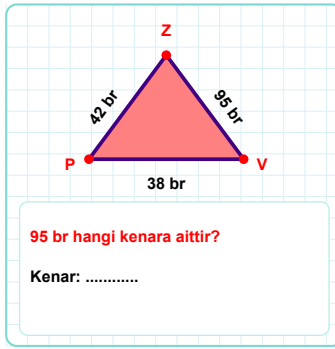
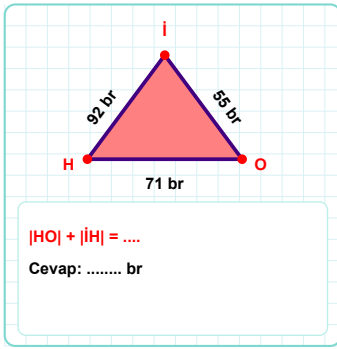
**41 br hangi kenara aittir?**

Kenar: .....

**98 br hangi kenara aittir?**

- ☐ PY kenarı  
☐ SP kenarı  
☐ XY kenarı

**SORU:** Aşağıdaki geometrik şekillerle ilgili soruları cevaplayınız.



## SÜREÇ ODAKLI DEĞERLENDİRME ÖLÇEĞİ

Doğru Sayısı: ..... / 24

Öğretmen ilgili kutucuğu işaretler.

Geliştirilmeli (0-8)

İyi (9-14)

Çok İyi (15-20)

Mükemmel (21-24)

☐
☐
☐
☐

Hazırlayan: .....

Bu bölüme sınıfınızın ilgili kazanıma yönelik genel durumuna ilişkin gözlem ve izlenimlerinizi, öğrencilerinizin bu kazanımla ilgili öğrenme eksikliklerini ve bu eksikliklerin giderilmesi amacıyla yaptığınız/yapmayı planladığınız faaliyetleri not edebilirsiniz.

No	Adı - Soyadı	Toplam Puan	Değerlendirme
1			
2			
3			
4			
5			
6			
7			
8			
9			
10			
11			
12			
13			
14			
15			
16			
17			
18			
19			
20			
21			
22			
23			
24			
25			
26			
27			
28			
29			
30			
31			
32			
33			
34			
35			

Hazırlayan: .....